

BHF PROTECT-TAVI



RECRUITMENT GRAPH - projected vs actual

Well done to all our recruiting sites who have done a fantastic job of recruitment despite a very challenging month. The graph below shows the number of participants recruited to date, against the projected recruitment for the trial. Although we are 6 months ahead of projected recruitment, we still have a long way to go!

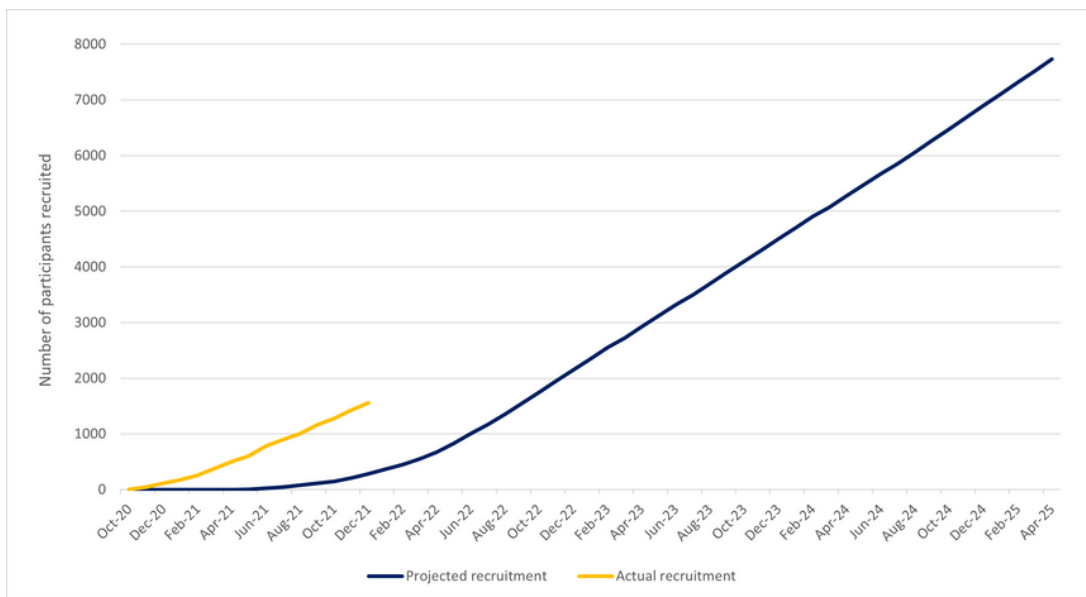


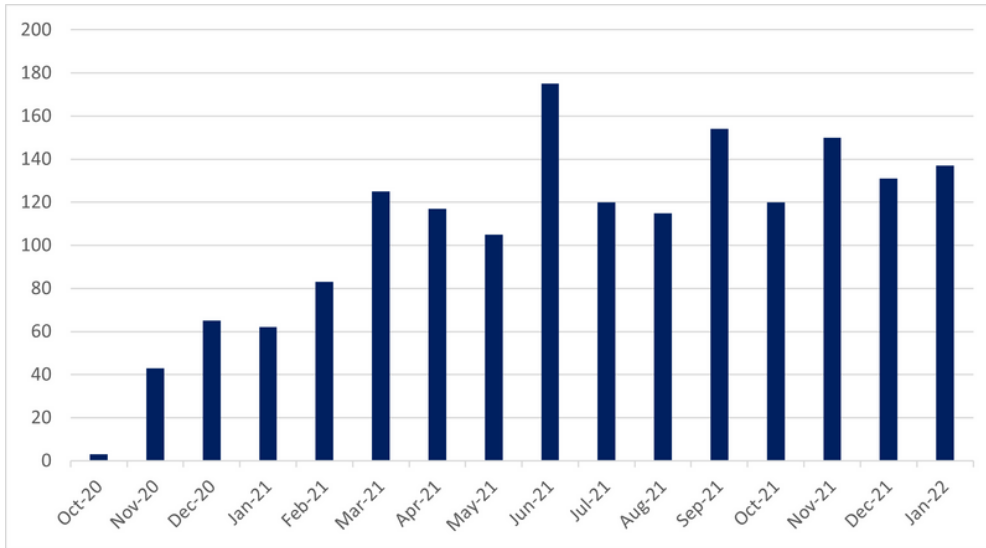
Chart above shows the projected recruitment (blue) for the trial, against the actual recruitment (orange). The data shows we are 6 months ahead of our recruitment target.

NEW SITES



Welcome to the teams at **Bristol Heart Institute, Nottingham Hospital, Hammersmith Hospital, Wythenshawe Hospital and Castle Hill Hospital.**

We now have **24** open sites!



137
participants
recruited in
January


Chart above shows the total number of participants recruitment each month since the trial opened in October 2020.

ANIMATION

Our animated patient information video for the trial is now available to use.

The animation is available in 5 languages (English, Bengali, Polish, Hindi and Turkish) and can be accessed through the following address:

<https://www.explainmyprocedure.com/protecttavi/>



12 MONTH FOLLOW-UP

Participants should not be contacted until they have reached their 12 month post-TAVI mark, and it should be completed within 1 month of this time period.

NEW SCREENING LOG

37% of participants enrolled in the BHF PROTECT-TAVI trial are women. However, according to BCIS 2019-2020 TAVI audit data, 45% of people having TAVIs are female. We've updated our screening log to collect screening data broken down by gender to examine this disparity in more detail.

CONTACT US

For any queries you may have please email: bhfprotect-tavi@lshtm.ac.uk



@bhfprotect_tavi