







	Follow-up 1 2003-05	Follow-up 2 2009-10	Follow-up 3 2010-12	Follow-up 4 2021-23
 Total	N=2295	N=1446	N=6994	N=4077
 Index	N=1165 12-17 years	N=1446 18-23 years	N=1360 20-25 years	N=927 31-36 years
 Mothers	N=1130 25-55 years		N=1379 35-65 years	N=1103 45-75 years
 Fathers			N=1140 40-75 years	N=765 50-80 years
 Siblings			N=2344 10-40 years	N=903 20-50 years
 Other			N=721 15-70 years	N=379 25-75 years